

Symptoms reported in SARS-CoV-2 PCR negatives

Elisabeth Dietz, Ann Sarah Walker on behalf of the COVID-19 Infection Survey

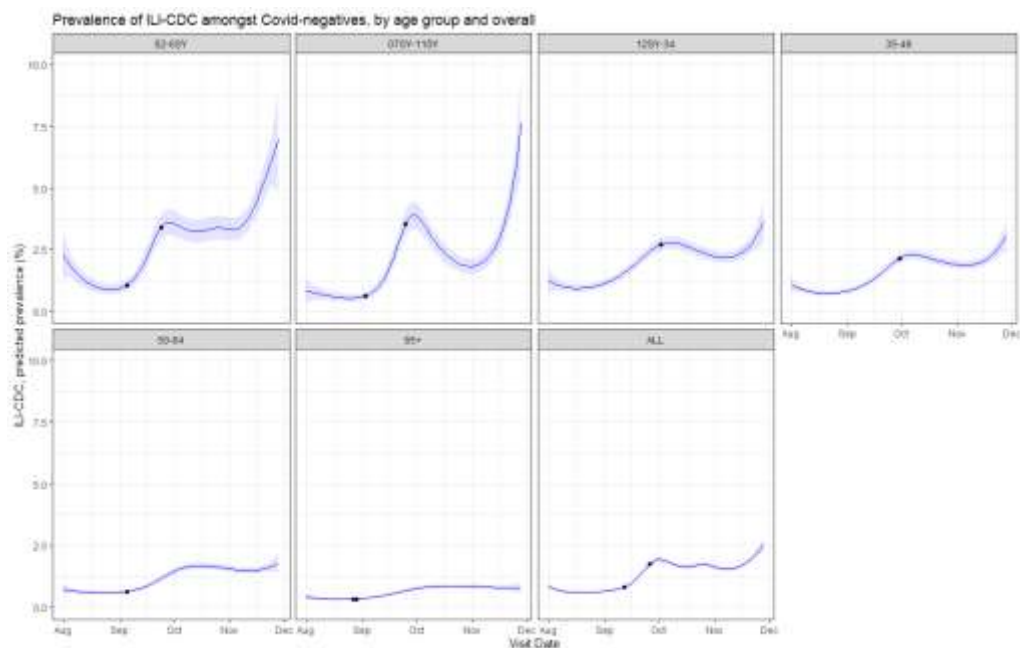
Nuffield Department of Medicine, University of Oxford

Current Data Run: August 1st 2022 – November 28th 2022

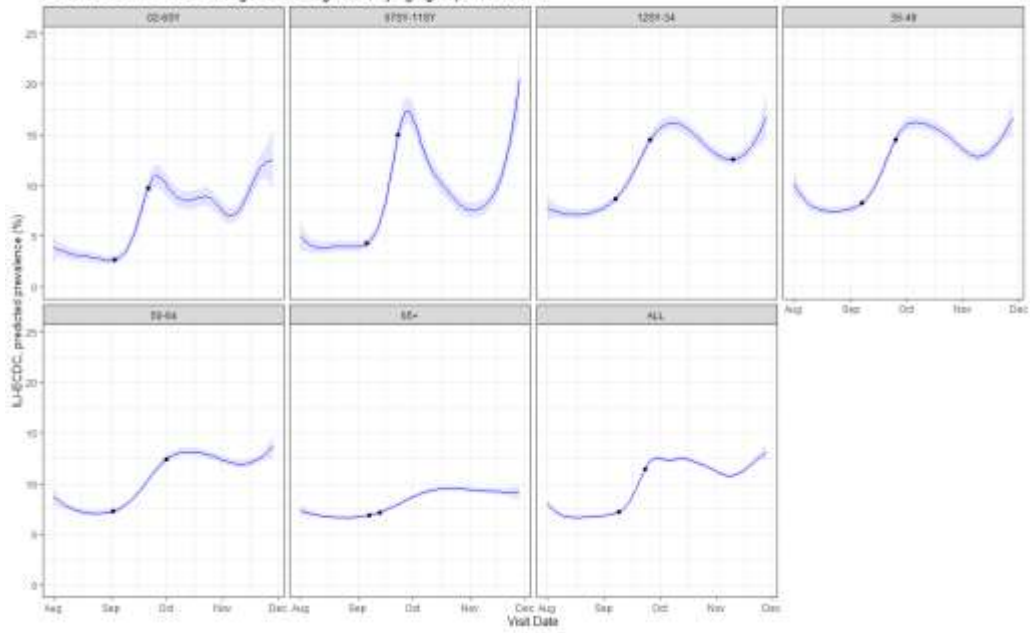
Generalized Additive Models (GAMs) were fitted on data from study assessments conducted in participants from England between August 1st 2022 and November 28th 2022. Only visits with a confirmed negative PCR test for SARS-CoV-2 were included. Models were estimated separately by age group and for the overall population. GAMs were modeled using a negative-binomial distribution with log link, modeled with thin plate splines (k=35), penalized based on the third derivative. No other explanatory variables than time (measured in number of days) were included in the models. Breakpoints are identified by the first day zero is no longer in the 99% credible interval for the second derivative (corresponding to a 99.5% probability of change in trend) (<https://www.medrxiv.org/content/10.1101/2022.09.14.22279931v1>). Symptoms reported refer to symptoms experienced in the last 7 days

ILI-CDC: Fever and cough/sore throat

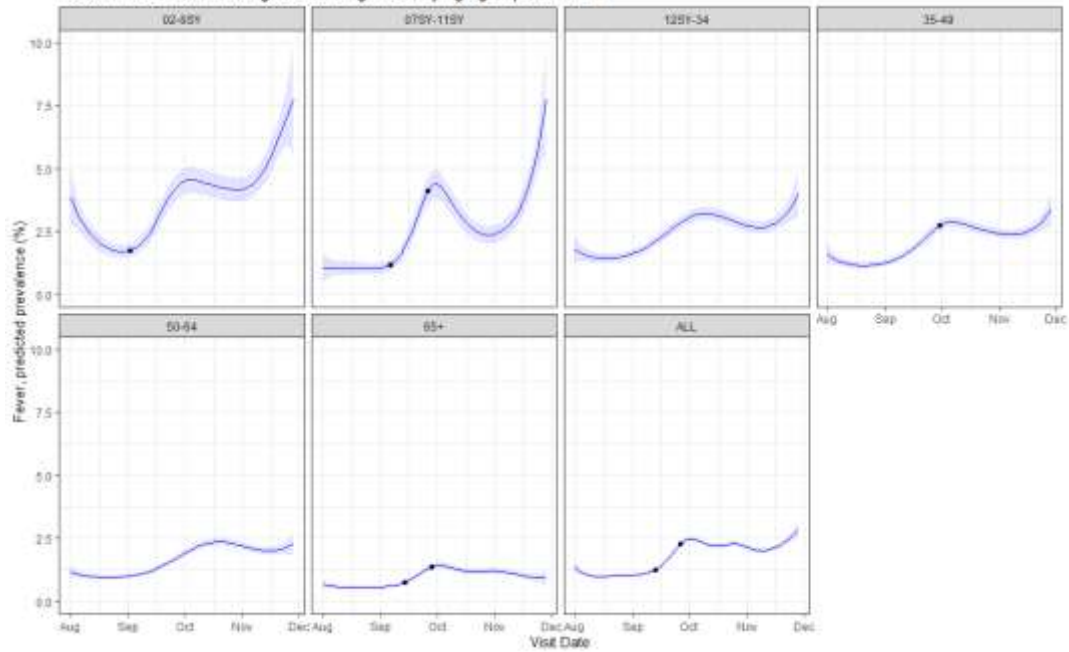
ILI-ECDC: At least one systemic symptom (fever, fatigue, headache and myalgia), and at least one respiratory symptom (cough, sore throat, and shortness of breath)



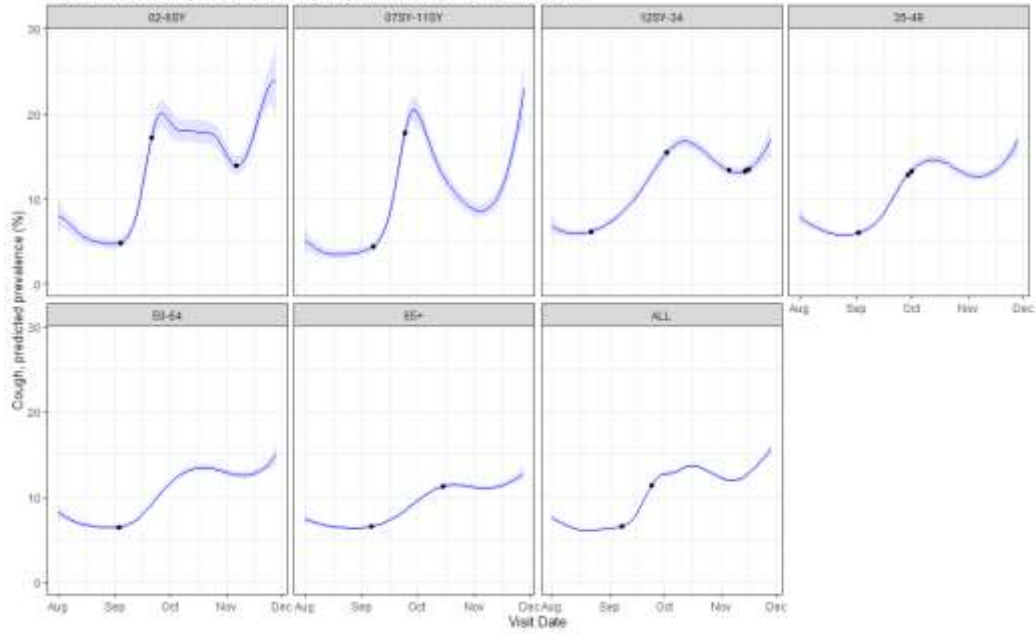
Prevalence of ILI-ECDC amongst Covid-negatives, by age group and overall



Prevalence of Fever amongst Covid-negatives, by age group and overall



Prevalence of Cough amongst Covid-negatives, by age group and overall



Prevalence of Sore throat amongst Covid-negatives, by age group and overall

